



State of Illinois  
Illinois Emergency Management Agency



# GET READY!

A disaster preparedness activity book



# GET READY!

## A Disaster Preparedness Activity Book

Do you know what to do when thunder and lightning occur? Where should you go if a tornado warning has been issued for your town? Being prepared for severe weather and other types of disasters can help you stay safe. The stories, mazes, crossword puzzles and other activities in this book provide a fun way to learn how you and your family can stay safe during several types of emergencies. Enjoy!



## Preparedness Scavenger Hunt

"Class! Class! May I have your attention, please?" said Mrs. Gray to her third-grade class. The classroom was decorated with pictures of different types of weather.


"Thank you, class," said Mrs. Gray. "Today we are going to study bad weather and how we can be prepared to stay safe. Who can tell me what kinds of bad weather we have in Illinois? Izzy?"

"Well, we have snow, rain, thunder and lightning," said Izzy.

"Very good, Izzy," said Mrs. Gray. "We are going to study those and other types of bad weather. We will also learn how to put together an emergency supply kit for your home."

All of Mrs. Gray's students cringed at the word 'emergency' because they remembered the bad storm last year that damaged many homes in their town.

"Most of the supplies are already around your house," Mrs. Gray explained. "You just need to gather them up and put them in one spot. So here is your homework for the weekend."



A moan could be heard across the classroom. "Homework on the weekend! What is she thinking?" thought Izzy.


"I am going to pass out an activity book for you to read, play the word games and complete the mazes. There are memory games, crossword puzzles, as well as information about storms and disasters. After you've finished the activity book, I encourage you and your family to conduct a scavenger hunt around your house to locate items for your emergency supply kit. What you cannot find at home, you should be able to find at a store," said the teacher.

"I love scavenger hunts!" Jack shouted.

"Mrs. Gray, may we have the activity books now?" asked Izzy.

"Yes, here they are," Mrs. Gray said as she handed a book to each student. "Have fun with your scavenger hunt! I can't wait to hear how you did on Monday."

Just then, the bell rang and the children leaped out of their chairs and shouted, "Yea, the weekend is here!" Grabbing their book bags, the students raced outside, hoping bad weather wouldn't spoil their weekend.

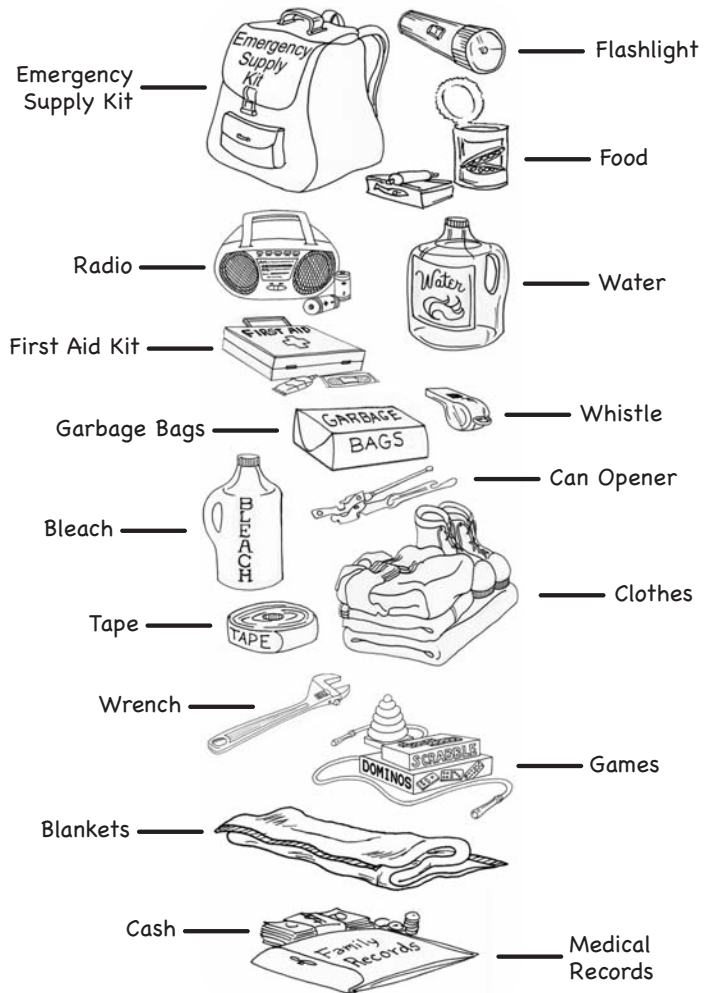





## How many words can you make out of Emergency Supply Kit?


## Emergency Supply Kit Word Search

t g a c l i a p g a t f e m f h t  
 i i c s w g k e o c e t c f g a s  
 k a e r h l d l n b e t n r s a o  
 y g l g r c g e e p a g s e l h s  
 l d o o f l a s h l i g h t k a n  
 p e b o s o m e c h a e e e g g e  
 p f n r i t e p l r s h c o b e e  
 u s s f r h s a b b r a u s a t s  
 s g s i r e t a w k n b c l k r c  
 y r a r t s g a r o s f c s n i s  
 c e e s h e y i p w h i s t l e o  
 n a a t b i s e p e s t s a h c h  
 e u t a o r n o t a e h g h e e o  
 g a g i e e s i i k c n y i s a e  
 r s d d r t a d n n e a s a p i w  
 e e e k p t a a e b e e c w c l e  
 m e d i c a l r e c o r d s c h o  
 e f c t g b w t n a b n r g s r i



# Emergency Supply Kit Crossword

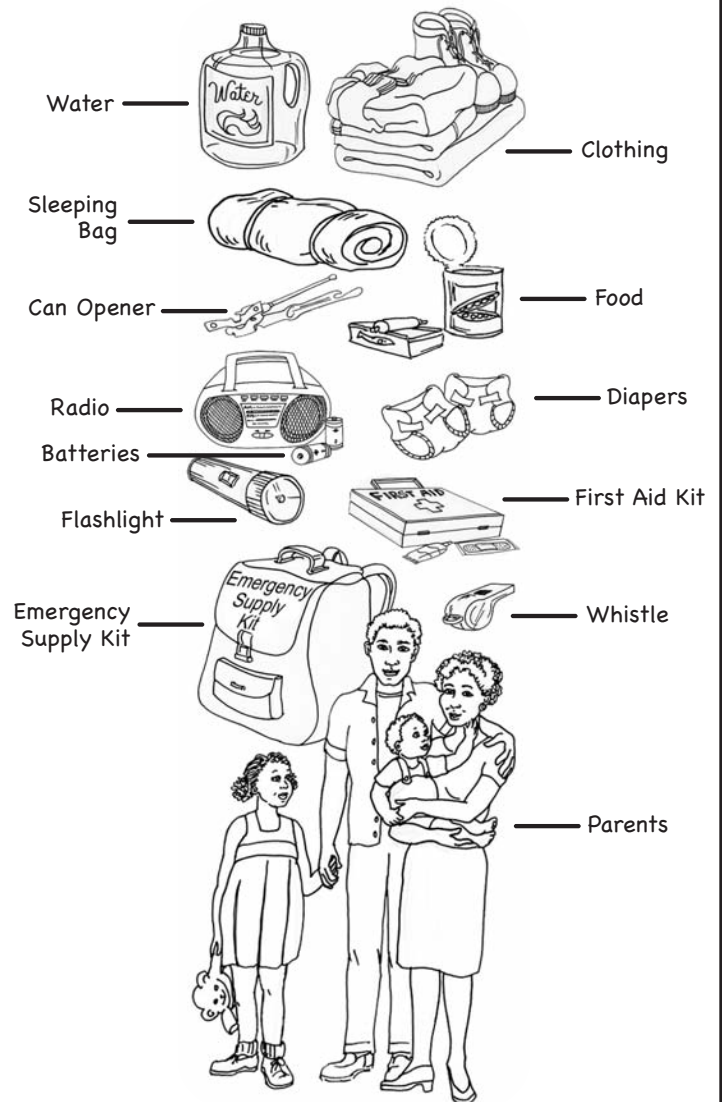


## ACROSS

- 3 Your Emergency Supply Kit should have a battery powered \_\_\_\_\_ and extra batteries.
- 5 If you pack canned foods in your Emergency Supply Kit, you will need a \_\_\_\_\_ to open them.
- 9 If you have a baby brother or sister they will need \_\_\_\_\_.
- 10 A \_\_\_\_\_ will keep you nice and warm at night.
- 11 Your Emergency Supply Kit should have one gallon of \_\_\_\_\_ per person per day, 3 - 7 days total.









## DOWN

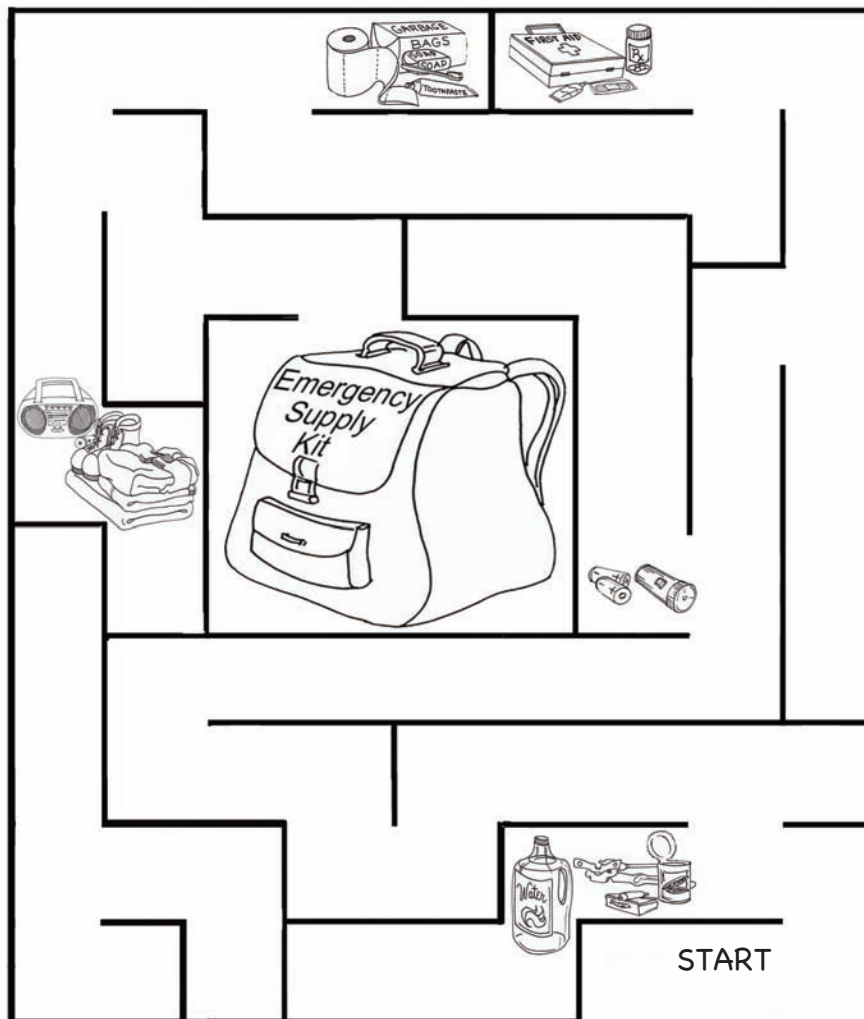
- 1 Your Emergency Supply Kit should have a \_\_\_\_\_ in case someone gets hurt or needs a bandage.
- 2 Your Emergency Supply Kit should have enough \_\_\_\_\_ for 3 - 7 days.
- 4 Your Emergency Supply Kit should have a \_\_\_\_\_ and extra batteries to see in the dark.
- 5 You should pack a change of \_\_\_\_\_ and shoes for everyone in your family in your Emergency Supply Kit.
- 6 Your family should have an \_\_\_\_\_ Supply Kit that you check frequently.
- 7 A \_\_\_\_\_ can be used to signal for help.
- 8 Tell your \_\_\_\_\_ to pack important documents, like insurance documents, identification, money and credit cards.





# Find the items for your Emergency Supply Kit in the maze below

 FIRST AID KIT	 MEDICATIONS	 RADIO & BATTERIES
 CAN OPENER	 HYGIENE ITEMS	 FLASHLIGHT & BATTERIES
 FOOD	 CLOTHES	 WATER



# How many words can you make out of this important reminder?

## Make a Family Disaster Plan!

---

---

---

---

---

---

---

---

---

---

A disaster can happen quickly and with little to no warning. Are you prepared? If you have to evacuate your home for a short or long period of time, are you ready? You can start by making a Family Disaster Plan. Determine what types of disasters might happen where you live – for example tornadoes, floods or winter storms. Then meet as a family to decide what you should do, as a group and individually, for each situation. For example, you should post emergency phone numbers where everyone can find them, pick an out-of-state emergency contact person and post that phone number, and pick a spot to meet in your house, outside of your house and outside of your neighborhood. Put together an Emergency Supply Kit for everyone in your family, including your pets! Finally, practice your plan often so that everyone knows what to do if disaster strikes.



## Thunderstorms and Tornadoes


It was a nice early spring day, and Mike and Don wanted to go outside and play. They ran to ask their Mom, but she said their rooms were a mess – it looked like a tornado had hit. “Before you can go outside and play, you have to clean your rooms,” Mom said. Mike and Don were sad; the weather channel was calling for thunderstorms later in the day, so they wouldn’t have much time. As fast as they could, they cleaned their rooms and raced outside to play, hoping to find their neighbor Claire.

Mike, Don and Claire were having lots of fun riding their bikes and playing tag when they heard the roar of thunder. They had learned about thunderstorms and tornadoes in school and knew that when you can hear thunder, a storm is close by. Claire ran home and the boys went inside and told their Mom that they heard thunder. Their Mom told them to go down to the basement while she checked the weather forecast. She found out there was a tornado warning and that they should immediately take cover. Mom came down to the basement with Mike and Don and their dog Grimmy. She checked the supplies in their Emergency Supply Kit to make sure they had a weather radio, flashlight and batteries, food and water (including some for Grimmy) and all the other items they might need, and then she turned on the weather radio.

Mike and Don told their Mom all the things they had learned about thunderstorms and tornadoes in school. They learned that a thunderstorm is a storm that has lightning and thunder; that a thunderstorm can produce heavy rain, hail and lightning; and that as soon as you hear thunder, lightning can strike, so you should seek cover right away.


They also told their Mom that a severe thunderstorm can produce tornadoes. Tornadoes are nature’s most violent storms and should always be taken very seriously. Mike and Don told their Mom that tornadoes can happen anytime during the year but are most common from March to August, and that it is hard to predict tornadoes because they happen so quickly.

By the time Mike and Don got done telling their Mom all the things they had learned about thunderstorms and tornadoes, the meteorologist gave the all clear. Mike and Don were allowed to go back outside and play.



## When Thunder Roars, Go Indoors!


When you hear thunder, that means a storm is close enough to cause harm and you should go inside! Stay inside for 30 minutes after the last thunder is heard.



# How many words can you make out of Tornado Watch?

_____	_____	_____
_____	_____	_____
_____	_____	_____
_____	_____	_____
_____	_____	_____
_____	_____	_____

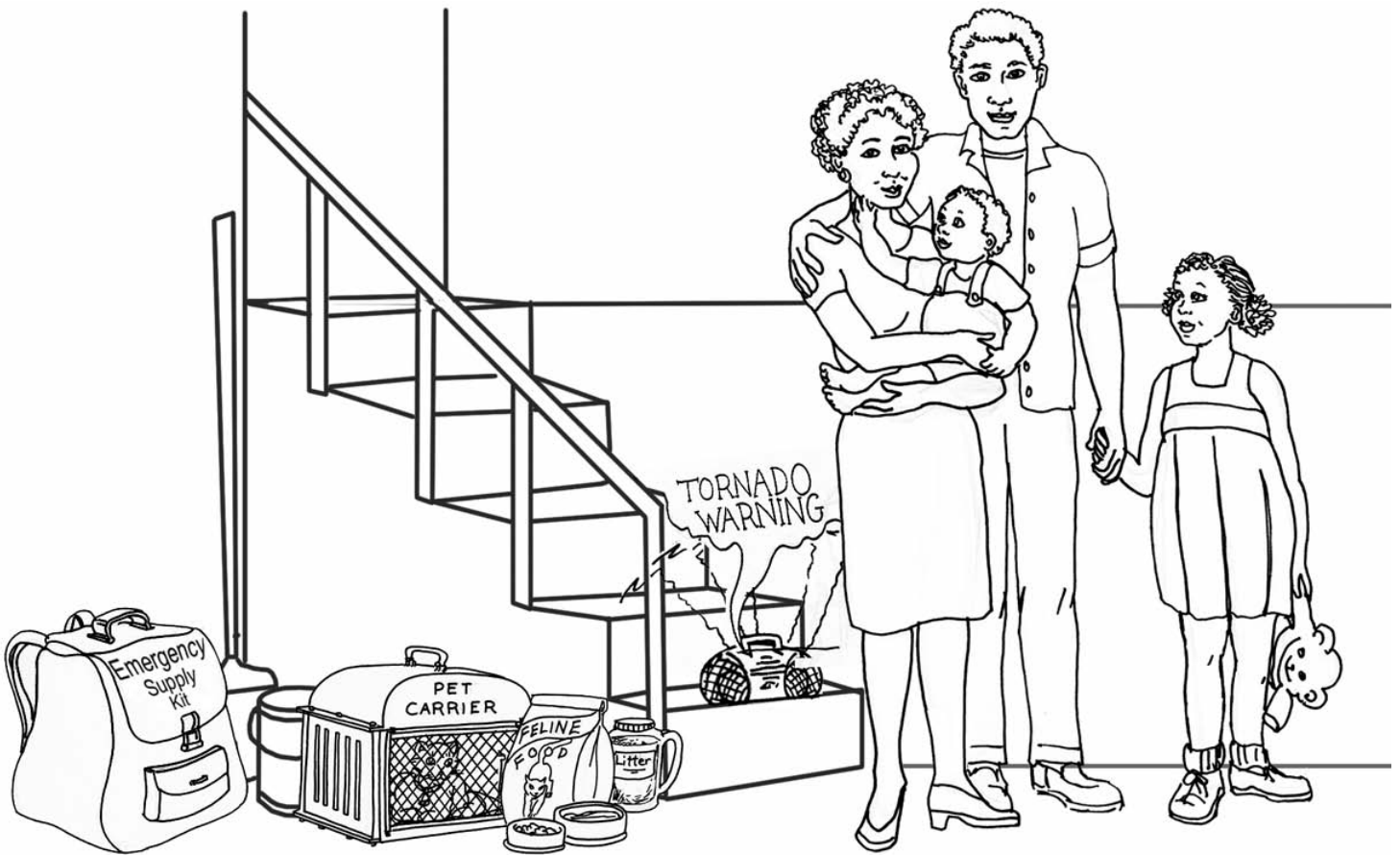
A Tornado Watch means that weather conditions are favorable for a tornado to form. Be alert and listen to local radio and TV stations for updates.



# How many words can you make out of Tornado Warning?

_____	_____	_____
_____	_____	_____
_____	_____	_____
_____	_____	_____
_____	_____	_____
_____	_____	_____

A Tornado Warning means that a tornado has been spotted or indicated by weather radar and may be approaching your area. You should seek shelter immediately in your basement or an inside room without windows.



## Tornado Word Search


H	T	R	A	I	N	Z	Y	V	V	X	T	K	F	A	G	V	S	S	
D	I	K	Y	A	I	U	E	W	K	L	Q	X	T	U	U	H	I	L	
C	E													C	B	E	J		
E	H	X	B	A	S	E	M	E	N	T	I	R		C	N		N	E	
E	X	C	L	O	U	D	S	K	Y	V	N	A		S	Y		A	K	
G	A	Q	S								B	D		C	F		C	U	
B	N	O	R		F	S	T	G	J		V	I		Y	F		V	Y	
M	B	T	P		Y	D	W	C	J		U	O		J	N		Z	U	
U	A	A	L		G	X		A	C		W	U		I	S		N	Q	
W	T	M	W		X	K		X	T		U	X		L	C		H	B	
I	H	Q	A		X	C					V	B		A	C		W	F	
N	R	A	T		A	Q	W	L	K	J	G	Z		V	M		A	U	
D	O	I	C		L	N	S	X	O	N	K	I		F	G		R	N	
O	O	O	H											H	X		N	N	
W	M	H	A	I	L	R	G	T	O	R	N	A	D	O	E		I	E	
S	X	D	I	T	C	H	U	U	D	N	N	B	P	X	F		N	L	
M	H																G	V	
E	Q	G	M	A	T	F	D	U	Z	P	I	Z	X	U	A	L	U	X	
M	I	H	R	S	M	O	B	I	L	E	H	O	M	E	K	J	U	O	W

BASEMENT  
 BATHROOM  
 CLOUDS  
 DITCH  
 FUNNEL  
 HAIL  
 RADIO  
 SIREN  
 SKY  
 TORNADO  
 TRAIN  
 WARNING  
 WATCH  
 WINDOWS

When the **sky** starts getting dark and the **sirens** start to go,  
 You should immediately get to the **basement** and turn on your weather **radio**.  
 A **tornado** might be coming; there may be a watch or warning,  
 They can form any time of day: nighttime, noon, or morning.  
 If your home has no **basement** to be your safe place,  
 You should go to a **bathroom**, closet or other inside space.  
**Windows** should be avoided because there might be broken glass,  
 And if you're stuck outside, get in a **ditch** and wait for the storm to pass.  
 A tornado often sounds like a **train** that's driving by,  
 The **clouds** start moving in circles and a **funnel** comes down from the sky.  
 A tornado **watch** is when there's just a chance for one to form,  
 But a **warning** means that a tornado has been spotted and it's a very serious storm.  
 There might be **hail** and wind, but you shouldn't be scared,  
 Now that you know what to do, you will always be prepared.


## Find your way to the basement!

The basement is a safe place to be during severe weather. If you don't have a basement, go to a bathroom or other small interior room or hallway without windows.





# Tornado Crossword



## ACROSS

- 3 Tornadoes have lots of \_\_\_\_\_ and can move very fast.
- 6 When a tornado is about to form or is spotted, a \_\_\_\_\_ will be issued.
- 9 \_\_\_\_\_ can move very fast.
- 11 Your safe place could be a small room with no \_\_\_\_\_.
- 13 Your safe place could also be in the \_\_\_\_\_.

## DOWN

- 1 Tornadoes are sometimes called \_\_\_\_\_.
- 2 Learn the \_\_\_\_\_ of a tornado - a dark, greenish colored sky, large hail, dark, low clouds and loud roaring sounds.
- 4 If you have time, remember to \_\_\_\_\_ your Emergency Supply Kit.
- 5 If you are outside and cannot get inside, lie in a \_\_\_\_\_.
- 6 Tornadoes can strike the ground with \_\_\_\_\_ up to 200 miles per hour.
- 7 \_\_\_\_\_ to the radio or TV for news and advice.
- 8 Tornadoes are \_\_\_\_\_ like cones.
- 10 After a tornado stay away from any \_\_\_\_\_.
- 12 Find a \_\_\_\_\_ place in your home where you can go if there is a tornado. It should be on the lowest floor of your house.

POWER

SAFE

BASEMENT

WINDOWS

SHAPED

WINDS

TORNADOES

WARNING

TWISTERS


SIGNS

GRAB

DITCH

DAMAGE

LISTEN




## Floods and Hurricanes


When Mike and Don came home from school, they found their Mom talking on the telephone. When she got off, Mom said their old neighborhood in Florida was expecting a hurricane, which might cause a flood. She explained to Mike and Don how to prepare for a hurricane or flood, including learning the safest route from their house to higher ground. She said families may need to evacuate their homes with little warning, so they should be prepared to grab their family and pet Emergency Supply Kits and leave the area quickly. Mom said their Family Emergency Plan includes a place for family members to meet if they get separated, as well as the telephone number of an out-of-state family member they can contact. She also warned them to never walk in flood waters, which can be very dirty and have swift currents that could sweep them away. She added that just six inches of moving water could knock them down.

Mike and Don told their Mom that they had helped their Dad check the Emergency Supply Kit and it was all up to date. Mike and Don told their Mom how happy they were because they were prepared.

# HURRICANE



## GET READY






# Flash Flood Word Search


U T I Y F  
H P I M A B Z L  
Q N C T R K X A  
N C A R M O R N Y  
G Y P Y G G T F H R  
S T R E A M S C V I Z W Q J  
U E N N J B H O F T D O O L F H S A L F  
M K K B T D C Z C E K T P J D I L S E G A  
J L B U S S N I O D W Q F A S N V M G I M K  
V Y I Y E F A Q Z N K J S L U U M Y X Y O L  
X L X F G M S W N I A R Z S O O P M F C H S  
Q L O E D A Q L K A J S D A O R D I W L H I  
V K E I X O I V H K U M L S G H F K B K  
L K R Q J F D T  
I B Y N

BRIDGES  
CAR  
FLASH FLOOD  
GROUND  
RAIN  
ROADS  
SANDBAG  
STORM  
STREAMS  
WET

When the **rain** is pouring down, a **flash flood** may form,  
You should find a safe place to avoid the **wet** of this **storm**.  
The **roads** sometimes flood and it becomes very hard for **cars** to get around,  
The **streams** overflow and the water rolls over onto the **ground**.  
To avoid getting water inside of homes and places,  
Lay **sandbags** around outside to fill all gaps and spaces.  
**Bridges** can become destroyed with the water overflow,  
So try to avoid them if you have some where you need to go.  
If you can, stay safe inside until the flooding goes away,  
Then when it stops and is clean and dry, you can go outside to play!



# Flood Crossword



## ACROSS

- 2 You should learn about the chance of \_\_\_\_\_ where you live or go to school.
- 4 After a flood you should stay out of floodwater because it is \_\_\_\_\_.
- 5 If you have to evacuate your home, your family should turn off the \_\_\_\_\_ at the breaker box.
- 7 You should always have an \_\_\_\_\_ in case you have to evacuate.
- 10 You should never walk into \_\_\_\_\_.
- 11 You should \_\_\_\_\_ out any food that has touched floodwater.

## DOWN

- 1 If you live in a low-lying place or near water, you need to know what to do if there is a \_\_\_\_\_.
- 3 Your family should never \_\_\_\_\_ into floodwater.
- 6 You should know the ways to \_\_\_\_\_ from home and school in case of a flood.
- 8 During a flood you should listen to the \_\_\_\_\_ for news.
- 9 You should help your family \_\_\_\_\_ up from the flood.
- 12 You should only return to your \_\_\_\_\_ after authorities say it is ok.

DRIVE

FLOODWATER

POWER

FLOODING

EMERGENCY BAG

DIRTY

HOME

THROW

CLEAN

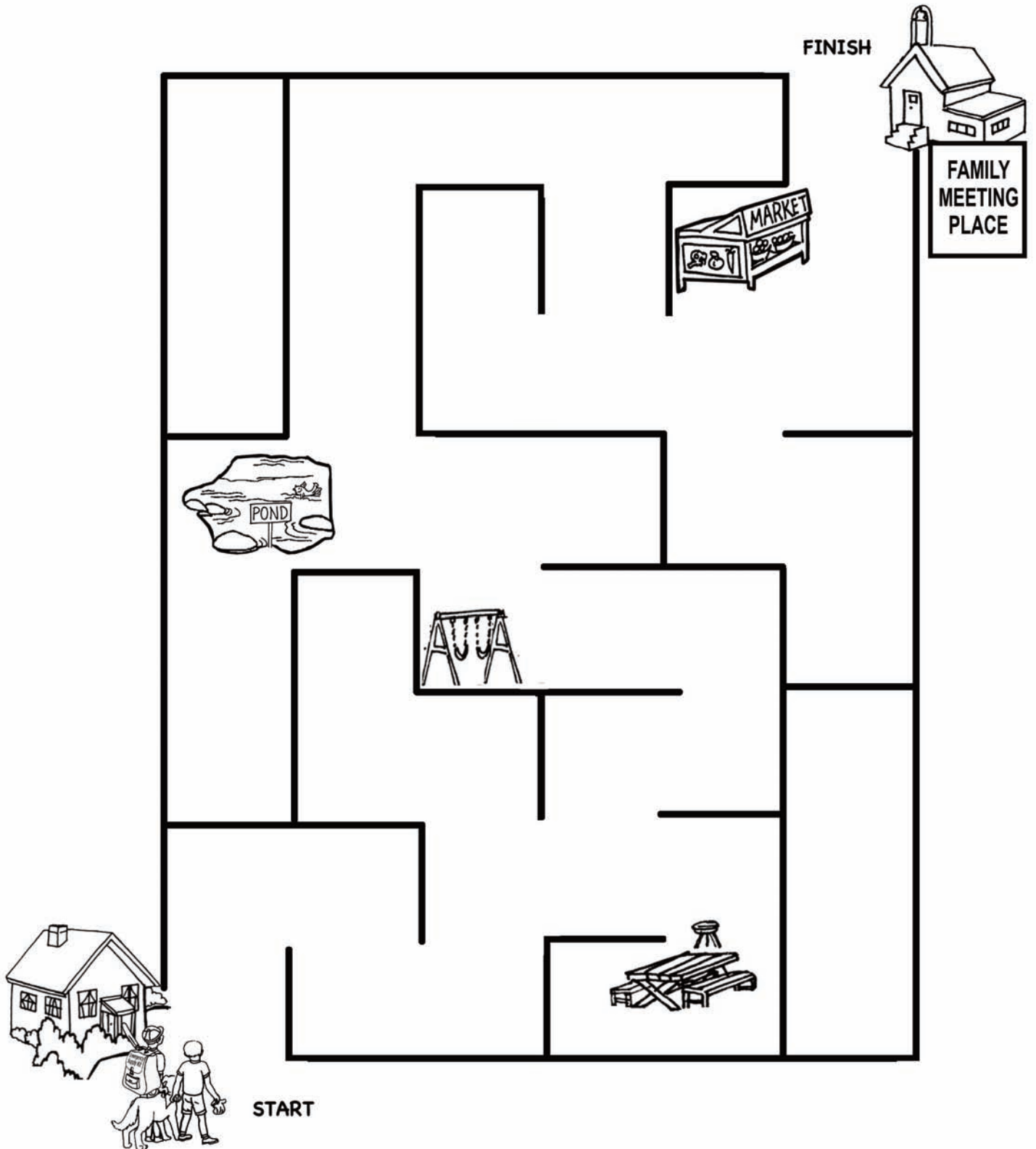
FLOOD

EVACUATE

RADIO



**Help Mike and Don find their way out of their neighborhood to higher ground to escape the flood.**



## Fire Safety

There once was a dog that lived in a fire house. One day, he got lost and could not find his way home. While he was searching for his home, two boys, Mike and Don, found him. They took the dog home and asked their Mom if they could keep him. Their Mom said they first would need to try to find the lost dog's family, but if they couldn't, then they could keep him. Mike and Don were very happy! They decided to call the dog Grimmy. Mike and Don took Grimmy next door to meet their friend Claire.

The next day at school, Mike, Don and Claire learned about fire safety. They learned that fire is VERY hot. It produces thick smoke that can make it difficult to see and breathe and fire spreads quickly, so it's important to get out of a burning building fast.

The children also learned that every family should have a fire safety plan and practice it often. The plan should include at least two ways to escape from every room in the house and a designated place outside of the home where family members can meet after escaping the fire. Most importantly, families need to practice their fire safety plans and check their smoke detectors regularly.

A few days later, Grimmy was playing outside in the yard and noticed that the roof of Mike and Don's house was on fire. He began to bark loudly to get the boys' attention. Mike, Don and their Dad ran outside and saw the fire on the roof. They ran to Claire's house next door and called the fire department. Within a few minutes, a fire truck arrived and the firefighters quickly put out the fire.

As they were rolling up their fire hose, the firefighters spotted Grimmy - the same dog they had lost several days earlier. The firefighters asked Mike and Don if they had been taking care of Grimmy. The boys said they had and that they were looking for the dog's owners. The firefighters told Mike and Don that because they had taken such good care of Grimmy and the dog had saved their house, they could keep him. Mike and Don were so happy! They gave Grimmy a big hug and ran to tell their parents.



## Fire Safety Word Search

X F Q  
 G G F D Z A S P A  
 D Y D U G R K X A Y T O P  
 A B R O M I S G C O N F Z I B S J  
 N M Z O E M E R M D H O V B Q O J D R  
 L I N L P L S E B T B P G Y U G X F D D H  
 F U X I V A V V L E I C K P S J O C K T M  
 V S Q Y E U N W N F W O P H B A T V M J I R Y  
 L N T M P T X B N N W Y Q Z T P F O Q U Q A P  
 R R O L Q D L K I D P A U G K I L W P P A B H D T  
 N H U I X X G K Q G F J H Z X K M A I U O I X G P  
 R Z S Z Z G P V W G N K S U W C M S R S T E C B F  
 Z G O X X N F U V G D V J E M K D Z Q A I M R K E C S  
 U R Z L C Z S C H I L Y F T C O H G I P F Z W C I Q B  
 Q F A X L L H U N L G C Q A U B X D S L I E X R E X W  
 Z K H Q C O M M A Z D L U W D E H H H R D T Z L F  
 L Q E S R J K S R P Z R T C A B D B A E H A Y W I  
 D K G O B Z O M Y X N N G J M Z B S Y U L I F O Q  
 I T A W C U I K R B X L B W L B U R B E Y C H  
 P L I G O T Y V I Z S L F F D Q T R Y P Y K H  
 I R A U S M O K E D E T E C T O R N A M E  
 G A N V I S M D W J R V Z P E N D L Y C T  
 F K K D H F T A I O P R R R P E M Q D  
 Q K E Q Z Q V W T J E R I C S L A  
 N L W H U M V L C K F A B  
 X N K G A Z J V L  
 O F K

BLAZE  
 BURN  
 DROP  
 FIRE  
 HOT  
 OUTSIDE  
 ROLL  
 SAFETY  
 SMOKE DETECTOR  
 STOP

If you hear the **smoke detector**, you should go outside.


It means that there might be a burning **fire** inside!

**Blazes** are dangerous, scary, and **hot**,

And if you catch on fire, then **stop, drop, and roll** a lot!

Fire **safety** is an important thing for you to learn,

So you can avoid a really bad **burn**!






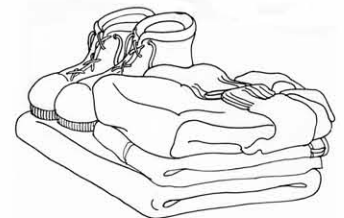
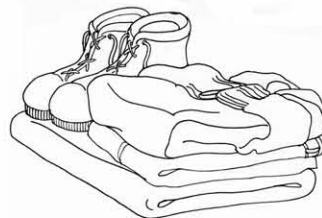


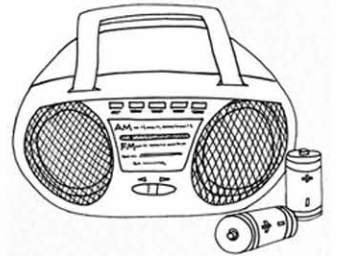

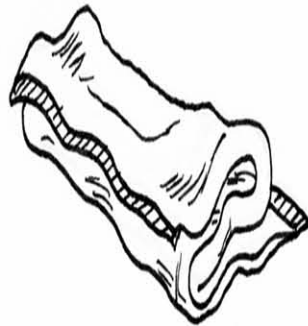
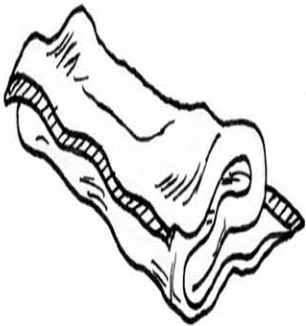




### **Emergency Supply Kit Items Memory Game**

Cut out the cards, shuffle and lay them face down in rows. For two players, take turns turning over two cards (one at a time) and keep them if they match. If they do not match, turn them face down again. When all pairs have been found, the player with the most pairs wins. You can play by yourself by seeing how fast you can find all the matching pairs.



### Emergency Supply Kit Items Memory Game

Cut out the cards, shuffle and lay them face down in rows. For two players, take turns turning over two cards (one at a time) and keep them if they match. If they do not match, turn them face down again. When all pairs have been found, the player with the most pairs wins. You can play by yourself by seeing how fast you can find all the matching pairs.

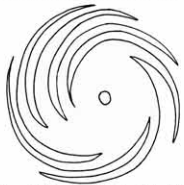


### Severe Weather Memory Game

Cut out the cards, shuffle and lay them face down in rows. For two players, take turns turning over two cards (one at a time) and keep them if they match. If they do not match, turn them face down again. When all pairs have been found, the player with the most pairs wins. You can play by yourself by seeing how fast you can find all the matching pairs.



**HURRICANE**






**GET READY**

**HURRICANE**




**GET READY**



### **Severe Weather Memory Game**

Cut out the cards, shuffle and lay them face down in rows. For two players, take turns turning over two cards (one at a time) and keep them if they match. If they do not match, turn them face down again. When all pairs have been found, the player with the most pairs wins. You can play by yourself by seeing how fast you can find all the matching pairs.

# Fire Crossword



## ACROSS

- 3 You should have a designated spot to meet your family \_\_\_\_\_ your house.
- 6 If you find \_\_\_\_\_ or a lighter, leave them alone. Go tell an adult where you found them. Let the adult put them away.
- 10 You should \_\_\_\_\_ your escape routes a couple of times a year.
- 12 Keep paper \_\_\_\_\_ away from the stove.
- 13 Do not open a closed door if there is a fire. \_\_\_\_\_ the door with the back of your hand. If the door is hot, leave it closed and use a different escape route.

## DOWN

- 1 Stay outside your house if there is a fire until the \_\_\_\_\_ say it is ok to go back inside.
- 2 Do you have a \_\_\_\_\_ on every floor of your house? Is one near your bedroom? If not, ask an adult to install more.
- 4 Does an adult \_\_\_\_\_ your smoke alarms every month and change the batteries once a year?
- 5 Can you find at least two \_\_\_\_\_ from every room in your house?
- 7 To stay under the smoke, you should \_\_\_\_\_ but keep your head up so you can see where you are going.
- 8 If you have to use an escape route to leave your house, you should use the one that is the \_\_\_\_\_.
- 9 If a \_\_\_\_\_ starts in your house, you should get out and stay out.
- 11 If a fire starts in your house, you should \_\_\_\_\_ 9-1-1 from a neighbor's house.

MATCHES

TOWELS

SMOKE ALARM

TEST

ESCAPE ROUTES

PRACTICE

OUTSIDE

FIRE

SAFEST

FEEL

CRAWL

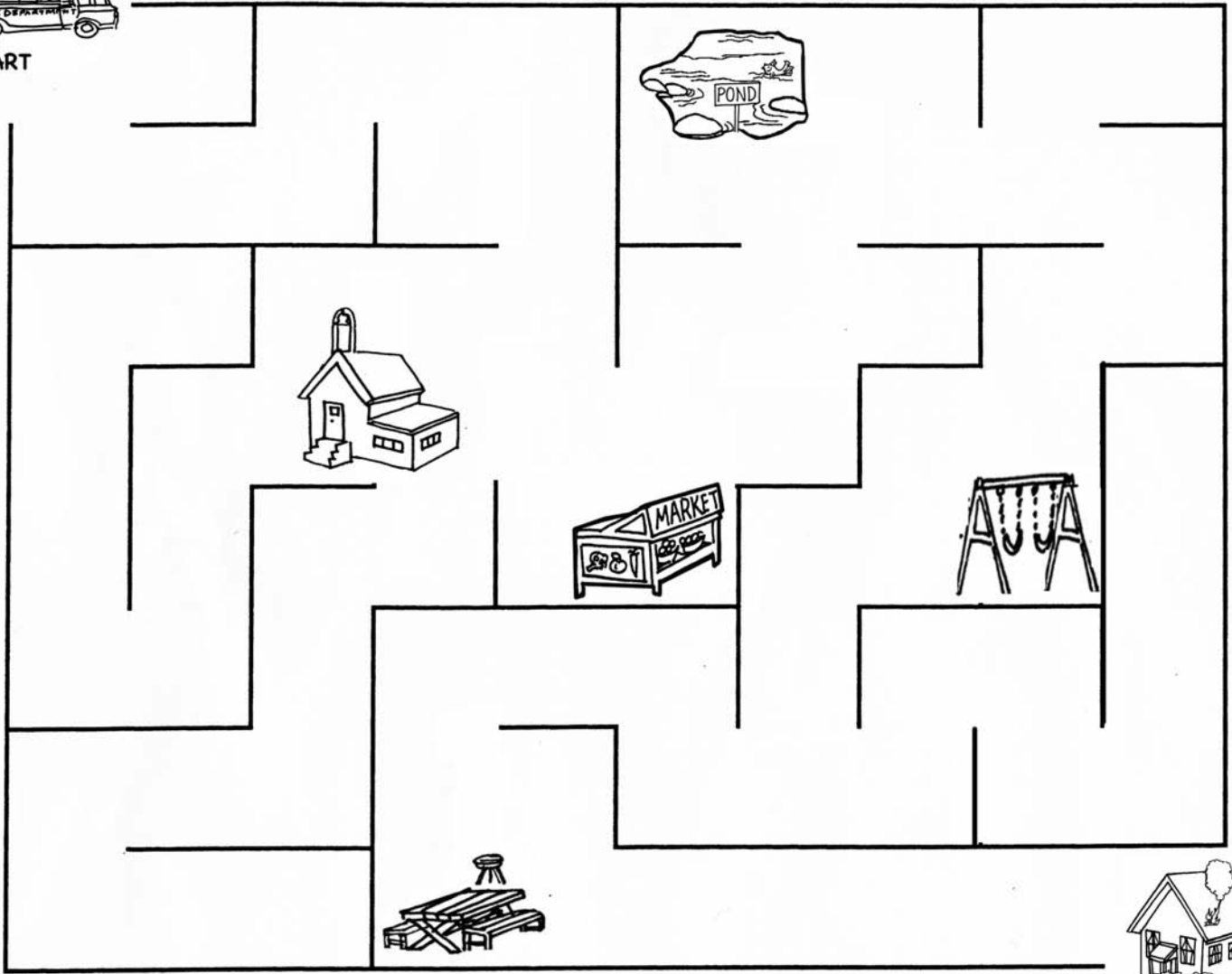
FIREFIGHTERS

CALL

# Help the firefighters find the burning house.



START

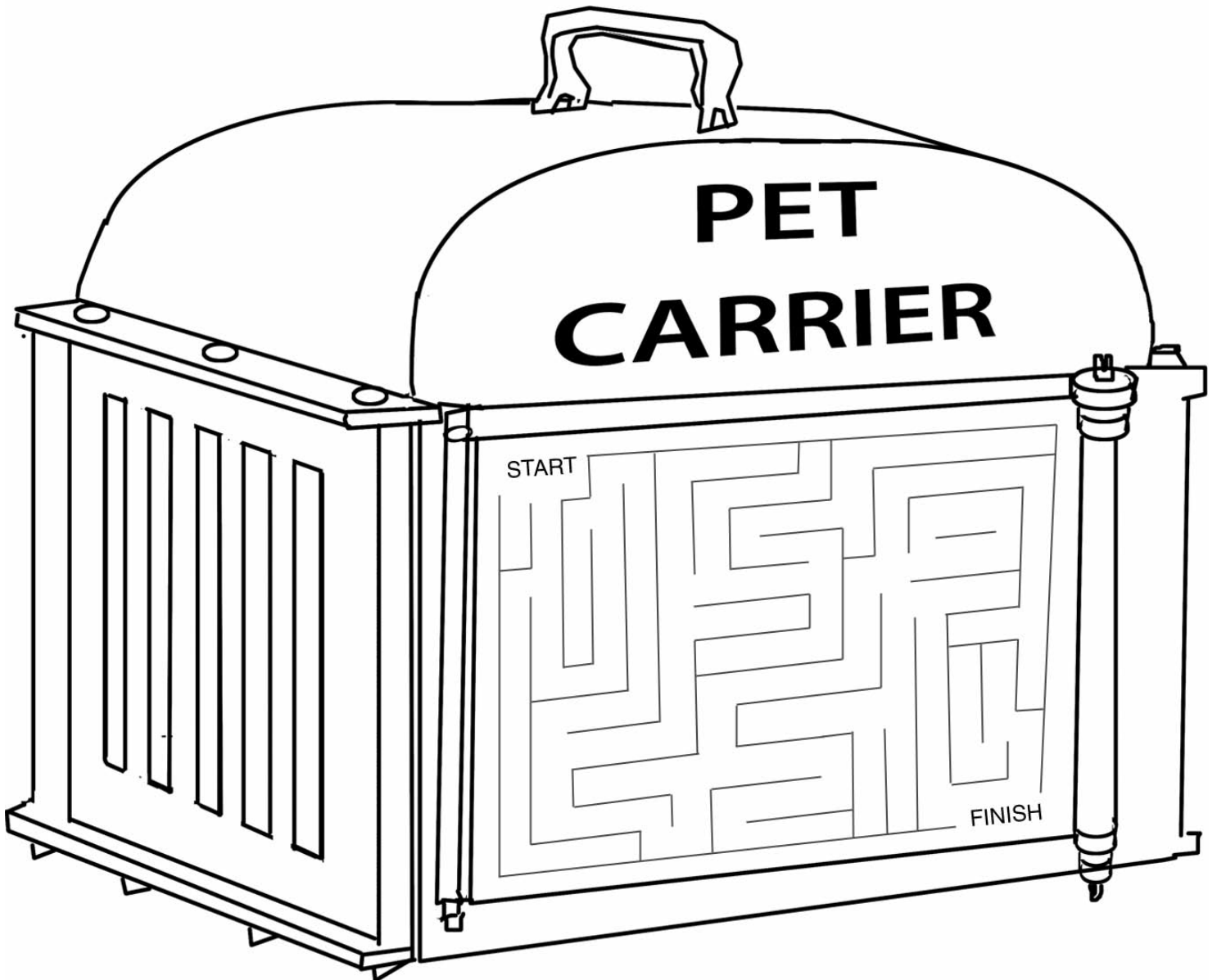


FINISH

## Pet Emergency Supply Kit



Mike and Don were so happy! After the fire, their Mom let them keep the firefighters' dog Grimmy. How cool was that! Their Mom told them they needed to put together a Pet Emergency Supply Kit for Grimmy just like they had for the rest of the family. She explained to Mike and Don that if they had to evacuate, Grimmy would need things, just like they needed things. She took Mike and Don to the store to buy the supplies for Grimmy. She explained that some of the items he would need they already had, like a cage, leash, collar with ID tag, food, water, medicine and medical records, and toys. She told Mike and Don that they would need to get paper towels, plastic bags, bleach for sanitation, a pet first aid kit, a bag large enough to hold all of the supplies, and best of all, a picture of them with Grimmy to prove he was theirs.

Mike and Don were very helpful, and in no time at all they had put together Grimmy's very own Pet Emergency Supply Kit. They put it next to the family Emergency Supply Kit so it would be easy to find.



**How many words can you make out of  
Pet Emergency Supply Kit?**

_____	_____	_____
_____	_____	_____
_____	_____	_____
_____	_____	_____
_____	_____	_____
_____	_____	_____






## Pets and Animal Safety Word Search


L L M Y C I K C L F F O O D M  
 S M T Q A A O A A O A T F B E  
 W I E C J U N R R R O C H J D  
 A A H D G N S O T H R S P F I  
 S F T T I K P C P D A I Q N C  
 T C I E I C C G Y E B B E F A  
 E M P V R S A A L L N P F R T  
 B T E B O C A L T B M E W Y I  
 A R T N P B E U R L L P R F O  
 G M S F H L A B L E I G J V N  
 S Y I F S T W V O V C T Q A S  
 Y G D Z B O W L U N B O T Q D  
 H B T Y U Y L I G E E G R E P  
 K O A K R S C F C M U A B D R  
 A D G Y V M P W C P J A B B S

BED  
 BONE  
 BOWL  
 CAN OPENER  
 CARRIER  
 CAT LITTER  
 FOOD  
 LEASH  
 MEDICAL RECORDS  
 MEDICATIONS  
 PETS ID TAG  
 PHOTO  
 TOYS  
 WASTE BAGS  
 WATER

In case of a disaster, you already know to have a safety kit for you,  
 But did you know that your pets need a safety kit too?  
 It won't be hard to make your pets a kit;  
 Just gather up these items and you can make it:  
**Food** and **water** are the most important things for the kit,  
 Make sure to pack a **bowl** so they can eat out of it.  
 A **can opener** will come in handy to open up cans of food;  
 And some **bones** and **toys** might be nice so they have something to do.  
 Your pets need a **bed** so they will have someplace to sleep,  
**Waste bags** and **cat litter** are things that the kit should keep.  
 It is best to have their **medical records** and **medications** in the kit,  
 And a **leash** will keep your animals close if they don't want to sit.  
 If your pet does get lost, there's no need to fret.  
 The kit should always have an updated **photo** of your pet.  
 Your **pet's ID tags** should be on their collar in case they get away;  
 And a **carrier** would be a cozy place for your animals to stay.  
 Feel free to add other things you think would come in handy,  
 And in case of a disaster, you and your pets will be just dandy!



# Pet Emergency Supplies Crossword



## ACROSS

- 6 Your pet needs \_\_\_\_\_ for his food and water.
- 8 Your cat will be very happy if you bring his \_\_\_\_\_ box.
- 9 If you evacuate with your pet, you should place her in a \_\_\_\_\_.
- 11 Your pet will be happy if you bring his \_\_\_\_\_.
- 12 A \_\_\_\_\_ with extra batteries will keep the dark away.

## DOWN

- 1 Your dog should have a \_\_\_\_\_ and a leash.
- 2 You should bring a \_\_\_\_\_ of you with your pet to prove it is yours.
- 3 How much \_\_\_\_\_ and water should you take for your pet? 3-7 days worth!
- 4 A \_\_\_\_\_ will keep your pet nice and warm.
- 5 If your pet is taking any \_\_\_\_\_, you should bring that also.
- 7 A pet \_\_\_\_\_ should also be included.
- 10 You should have a copy of your pet's medical \_\_\_\_\_ just in case.

Picture

Collar

Litter

Bowls

Medicine

Blanket

Food

Pet Carrier

Toys

First Aid Kit


Flashlight

Records



## Winter Storms

Don and Mike have just moved to Illinois from Florida. They are excited because they have never seen snow before. They can't wait to go outside and play. But first, they help their Mom assemble an Emergency Supply Kit for their car. The kit includes sand for traction for the tires and a snow shovel in case the car gets stuck in the snow. It also includes blankets, a flashlight and batteries, snack food and water. As Don and Mike run to the door to go outside, their Mom reminds them that if they get wet, start to shiver, or their hands or feet feel numb, they should come inside right away.

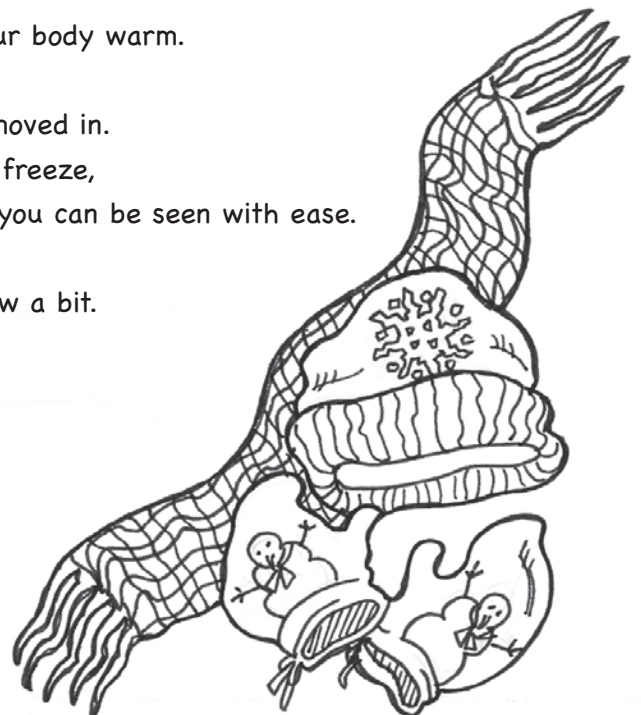


## Winter Storm Word Search

P K S A N D B A G A U C Z W Z  
H W M I T T E N S B P G L A U  
L S P D I Z D F S J B D R T R  
M S C K V L W F R R M K Z C A  
V E J N E E H L N P O T Z H M  
Q W I N D C H I L L A J B J S  
V C A R B O N M O N O X I D E  
I R U W B C N Y D S R V U V H  
Y H D I D R W A R N I N G Y C  
I L R N C W M Z H R Z J F N K  
D K B T H J S O V N W L V H X  
Q U Z E W S N O W D R I F T Z  
C Y C R V B L A N K E T N Q E  
X A N T E N N A B O U Q F E L  
L Q G S Y M X G Z A V H W W G


ANTENNA  
BLANKET  
CARBON MONOXIDE  
MITTENS  
SANDBAG  
SNOWDRIFT  
WARNING  
WATCH  
WINDCHILL  
WINTER

**Winter** is a time when it's often very cold,  
And you never know just how the weather will unfold.  
You should always be prepared for a serious winter storm,  
Make sure you have plenty of **blankets** and **mittens** to keep your body warm.  
A winter storm **watch** means that one might soon begin,  
However, a winter storm **warning** means that one has already moved in.  
The wind chill will usually drop below zero and everything will freeze,  
If you're stuck in the car, tie a bright cloth to the **antenna** so you can be seen with ease.  
To guard against a build-up of **carbon monoxide** as you sit,  
Make sure the exhaust pipe is not blocked, and open the window a bit.  
A **sandbag** in your trunk will come in handy, no doubt,  
If you're stuck in a **snowdrift** and need traction to get out.  
So when a winter storm strikes, you need not be scared,  
You know everything you need to know and you are prepared!



# Help Mike and Don find the items for their Car Emergency Supply Kit

FINISH  
HERE



START  
HERE

## How many words can you make out of Winter Storm Watch?

_____	_____	_____
_____	_____	_____
_____	_____	_____
_____	_____	_____
_____	_____	_____
_____	_____	_____

A Winter Storm Watch means significant winter weather (i.e., heavy snow, heavy sleet, significant freezing rain, or a combination of events) is expected, but not imminent, for the watch area; it provides 12 to 36 hours notice of the possibility of severe winter weather.

If there is a Winter Storm Watch, you should listen to the news for further updates, you should watch for changing weather conditions, and you should avoid unnecessary travel.



## How many words can you make out of Winter Storm Warning?


_____	_____	_____
_____	_____	_____
_____	_____	_____
_____	_____	_____
_____	_____	_____
_____	_____	_____

A Winter Storm Warning means a significant winter storm or hazardous winter weather is occurring, imminent, or likely, and is a threat to life and property.

If there is a Winter Storm Warning, it is best to stay inside. If you must go outside, dress warmly – remember a hat and mittens and walk carefully, it might be slippery! You should avoid traveling by car unless absolutely necessary, and remember to take your car Emergency Supply Kit. Always let someone know where you will be traveling. If your car gets stuck, stay in it and wait for help.



# Winter Crossword



## ACROSS

- 4 Winter storms can bring heavy \_\_\_\_\_ and lots of ice.
- 6 During heavy snowstorms, people who \_\_\_\_\_ their cars can get lost.
- 7 Go \_\_\_\_\_ often to get warm.
- 9 Change your clothes if they are \_\_\_\_.
- 10 \_\_\_\_\_ to the radio or TV for weather reports.
- 12 If you are stuck in your \_\_\_\_\_ in a snowstorm, stay in your car. Wait for help.

## DOWN

- 1 During a \_\_\_\_\_ if you must play or work in the snow, wear layers of warm clothing.
- 2 Make sure to add \_\_\_\_\_, boots, hats and mittens to your Emergency Supply Kit.
- 3 Stay \_\_\_\_\_ unless you must travel.
- 5 \_\_\_\_\_ your parents prepare a Car Emergency Supply Kit. It should include sand or kitty litter.
- 8 If you start to \_\_\_\_\_ a lot, go inside right away.
- 11 If your fingers, toes, ear lobes or nose gets \_\_\_\_\_ go inside fast! You are getting too cold.

BLANKETS

HELP

WINTER STORM

INSIDE

WET

SHIVER

NUMB

LISTEN

SNOWFALL

HOME

CAR

LEAVE






## Natural and Man-made Disasters

Mike and Don and their dog Grimmy have learned a lot of important things. They have learned to be prepared for fires, floods, thunderstorms, tornadoes and winter storms. They have learned that they and their dog Grimmy need an Emergency Supply Kit.

There are other kinds of disasters that you might need to prepare for, like avalanches, droughts, earthquakes, hurricanes, landslides, nuclear disasters, oil spills, tsunamis and volcanoes. Are there other disasters that you can think of that might happen where you live?

Remember to keep your Emergency Supply Kits up to date, know what to do in an emergency by having a plan, know what kinds of emergencies might happen where you live, and practice your plans.



## Natural and Man-made Disasters Word Search

N C T K W F L O O D I K U Y S  
L A N D S L I D E B Z K Q O Y  
I U D K E Z V S F L G N I K G  
Y E S B Z S R B Q I X H A U H  
S B F I R E G B L Z U E B N O  
Z Y I D B K Z S P Z K L S U O  
T A T H R D M D F A K H W N P  
S V O U U O T L U R M H A P M  
U A R R Y I U Q R D G C X R N  
N L N R R A H G E G L J V Z Z  
A A A I G T F W H O M E N Y D  
M N D C R P K T V T W I Y R I  
I C O A G Q O I L S P I L L M  
O H E N E N V W P A Z A S I C  
V E W E J N Y Y X U U Q O Y R


AVALANCHE  
BLIZZARD  
DROUGHT  
EARTHQUAKE  
FIRE  
FLOOD  
HURRICANE  
LANDSLIDE  
OIL SPILL  
TORNADO  
TSUNAMI  
VOLCANO

There are hurricanes, blizzards, fires, and tornadoes.

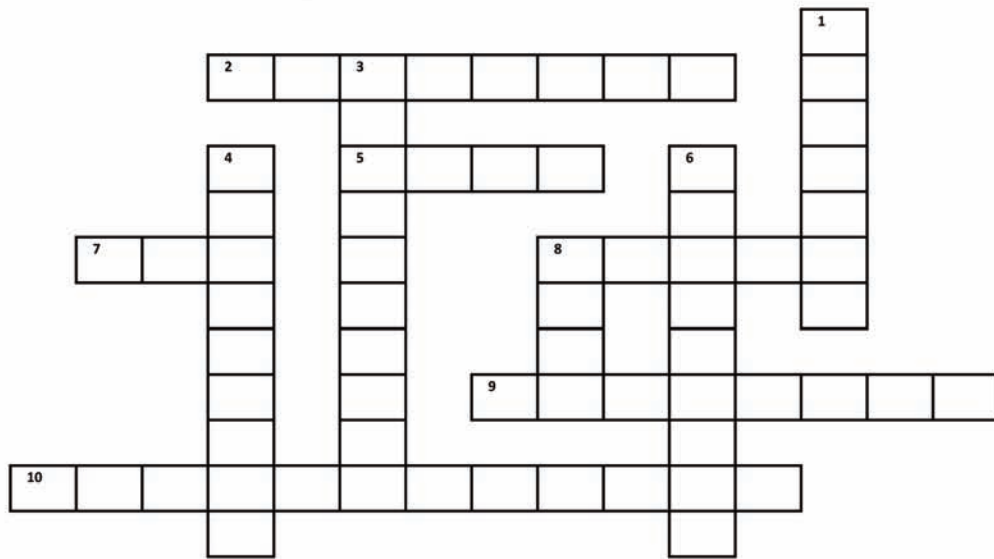
There are earthquakes, tsunamis, landslides, and volcanoes.

There are floods, oil spills, droughts, and avalanches.

So you should always be prepared and never take chances!



# Types of Disasters Crossword



## ACROSS

- 2 A winter storm with freezing rain is called an \_\_\_\_\_.
- 5 Water that falls from the sky is called \_\_\_\_\_.
- 7 \_\_\_\_\_ is a cloud bank that is in contact with the ground.
- 8 When rivers or creeks overflow it is called a \_\_\_\_\_.
- 9 A prolonged period of unusually hot weather is called a \_\_\_\_\_.
- 10 Dark clouds, lightning and thunder mean a \_\_\_\_\_ is near.

## DOWN

- 1 A \_\_\_\_\_ is a spinning tube that reaches from the clouds to the ground.
- 3 An \_\_\_\_\_ is a sudden, fast shaking of the Earth.
- 4 Did you know that \_\_\_\_\_ can strike more than once in the same place?
- 6 A \_\_\_\_\_ is a storm where large amounts of snow fall.
- 8 Where there is smoke there is \_\_\_\_\_.

FOG

HEATWAVE

FLOOD

TORNADO

RAIN

SNOWSTORM

LIGHTNING

FIRE

ICESTORM

EARTHQUAKE

THUNDERSTORM



**After each phrase, write in the weather hazard(s) that apply:**

- 1. Go to the lowest level: \_\_\_\_\_
- 2. Put boards over windows: \_\_\_\_\_
- 3. Stay away from windows: \_\_\_\_\_
- 4. Stay in your car: \_\_\_\_\_
- 5. Get out of your car: \_\_\_\_\_
- 6. Stay away from metal: \_\_\_\_\_
- 7. Stay indoors: \_\_\_\_\_
- 8. Have fresh water: \_\_\_\_\_
- 9. Have a weather radio or battery powered radio: \_\_\_\_\_
- 10. Cover your head with your hands: \_\_\_\_\_

**Unscramble the words to find the hidden mystery phrase!**

- 1. ceftsaor
- 2. dniw hclil
- 3. ahtewre doria
- 4. leitecrycti
- 5. slhaf odofl
- 6. lbtname
- 7. psyplu ikt
- 8. nrheieurca
- 9. tneegmi caple
- 10. alhi
- 11. rief
- 12. nenflu
- 13. drunthe
- 14. oodf & trawe
- 15. roonatd
- 16. ggnltihi
- 17. wtsmorsno
- 18. acwth
- 19. skmeo ttceoedr
- 20. iwangrn

**Hidden phrase:** \_\_\_\_\_  
 \_\_\_\_\_!

**How many words can you make out of  
Natural and Man-made Disasters?**

_____	_____	_____
_____	_____	_____
_____	_____	_____
_____	_____	_____
_____	_____	_____
_____	_____	_____
_____	_____	_____
_____	_____	_____
_____	_____	_____
_____	_____	_____
_____	_____	_____
_____	_____	_____
_____	_____	_____
_____	_____	_____
_____	_____	_____
_____	_____	_____



**Mike, Don and Grimmy are very happy!**

## Preparedness Scavenger Hunt Results

"Can you believe the weekend is over?" complained Izzy to her friends.

"Class! Class! May I have your attention?" Mrs. Gray was anxious to see if her students had completed their activity book assignment. "Did you enjoy your homework?"

"I did," shouted Chancy.

"So, what did you learn?" asked the teacher.

The students began shouting out information from the book, such as where to meet your family if a disaster strikes, items for the emergency supply kit, what to do if you hear thunder, and where to go if there is a tornado warning.

Mrs. Gray was very proud of her class. She asked, "Did anyone assemble an emergency supply kit? Did your parents help? What did you place in it?"

Her students began to shout, "Flashlights, batteries, pet food, water, first aid kit, radios, medical records!"

She was pleased with their answers and the results of their homework. "You all get an 'A+' on the assignment!"

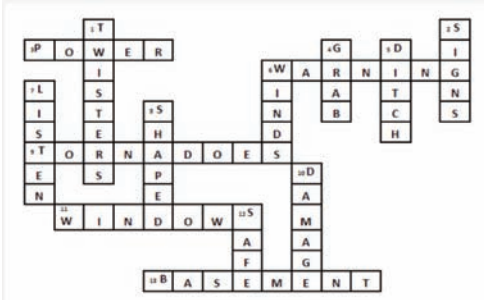
Cheers were heard across the classroom for a job well done!



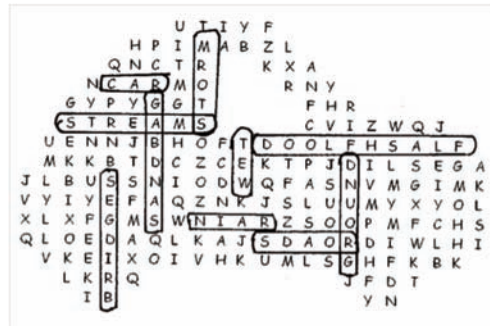


# Answer Key

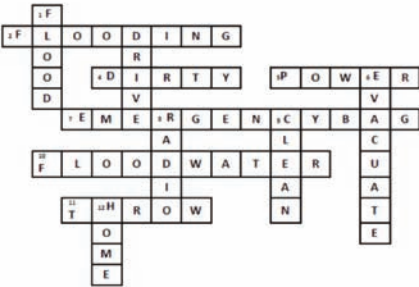
Page 17 Crossword Answers



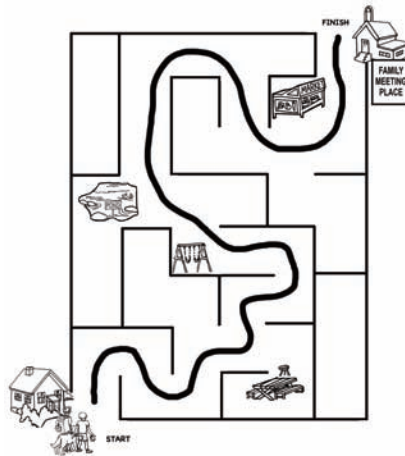
Page 20 Word Search Answers



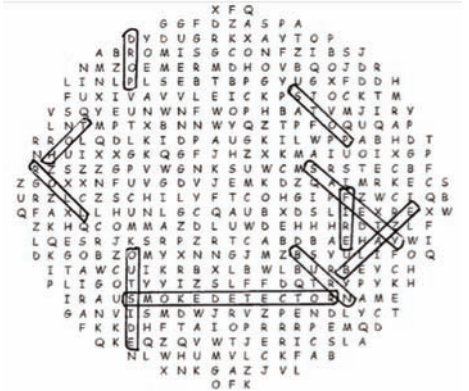
Page 21 Crossword Answers



Page 22 Maze Solution



Page 24 Word Search Answers

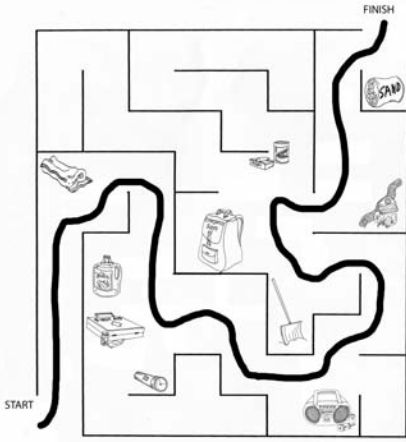




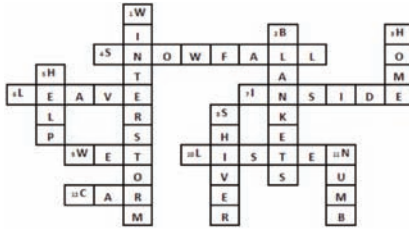


# Answer Key


## Page 37 Maze Solution



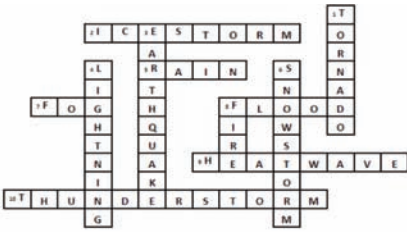
## Page 40 Crossword Answers



## Page 42 Word Search Answers



## Page 43 Crossword Answers



## Page 44 Activity 1 Answers

Activity 1: After each, write in the weather hazard(s) that apply

1. tornado
2. hurricane
3. hurricane, lightning, tornado
4. winter storm, lightning
5. flash flood
6. lightning
7. hurricane, lightning, winter storm, tornado
8. hurricane, tornado, winter storm
9. hurricane, tornado, winter storm, flash flood
10. tornado

## Page 44 Activity 2 Answers

Activity 2: Word Jumbles:

Unscramble the words to find the hidden mystery phrase!

- |                         |                             |
|-------------------------|-----------------------------|
| 1. <u>forecast</u>      | 11. <u>fire</u>             |
| 2. <u>wind chill</u>    | 12. <u>funnel</u>           |
| 3. <u>weather radio</u> | 13. <u>thunder</u>          |
| 4. <u>electricity</u>   | 14. <u>food &amp; water</u> |
| 5. <u>flash flood</u>   | 15. <u>tornado</u>          |
| 6. <u>blanket</u>       | 16. <u>lightning</u>        |
| 7. <u>supply kit</u>    | 17. <u>snowstorm</u>        |
| 8. <u>hurricane</u>     | 18. <u>watch</u>            |
| 9. <u>meeting place</u> | 19. <u>smoke detector</u>   |
| 10. <u>hail</u>         | 20. <u>warning</u>          |

Hidden phrase: *Always be prepared for a disaster!*

**Contact Information**

Illinois Emergency Management Agency

2200 South Dirksen Parkway

Springfield, Illinois 62703

217-782-2700

TDD: 1-888-614-2381

[www.Ready.Illinois.gov](http://www.Ready.Illinois.gov)



Printed by the Authority of the State of Illinois  
IOCI 0979-09 - 11,000 - 7/09

